

Patterns Hameln 15. & 16.06.2019

Reining: LK1/2A: #10

LK1/2B: #12

LK3A/B: #6

LK4A/B: #15

Western Riding: LK1/2A/B: #4

LK3A/B: #8

Super Horse: LK1/2A/B sen: 2018 #2

Ranch Riding: LK1: Aus „2018 sen Ranch Riding LK1-2“ #2

LK2A/B: Aus „2018 jun Ranch Riding LK1-2“ #3

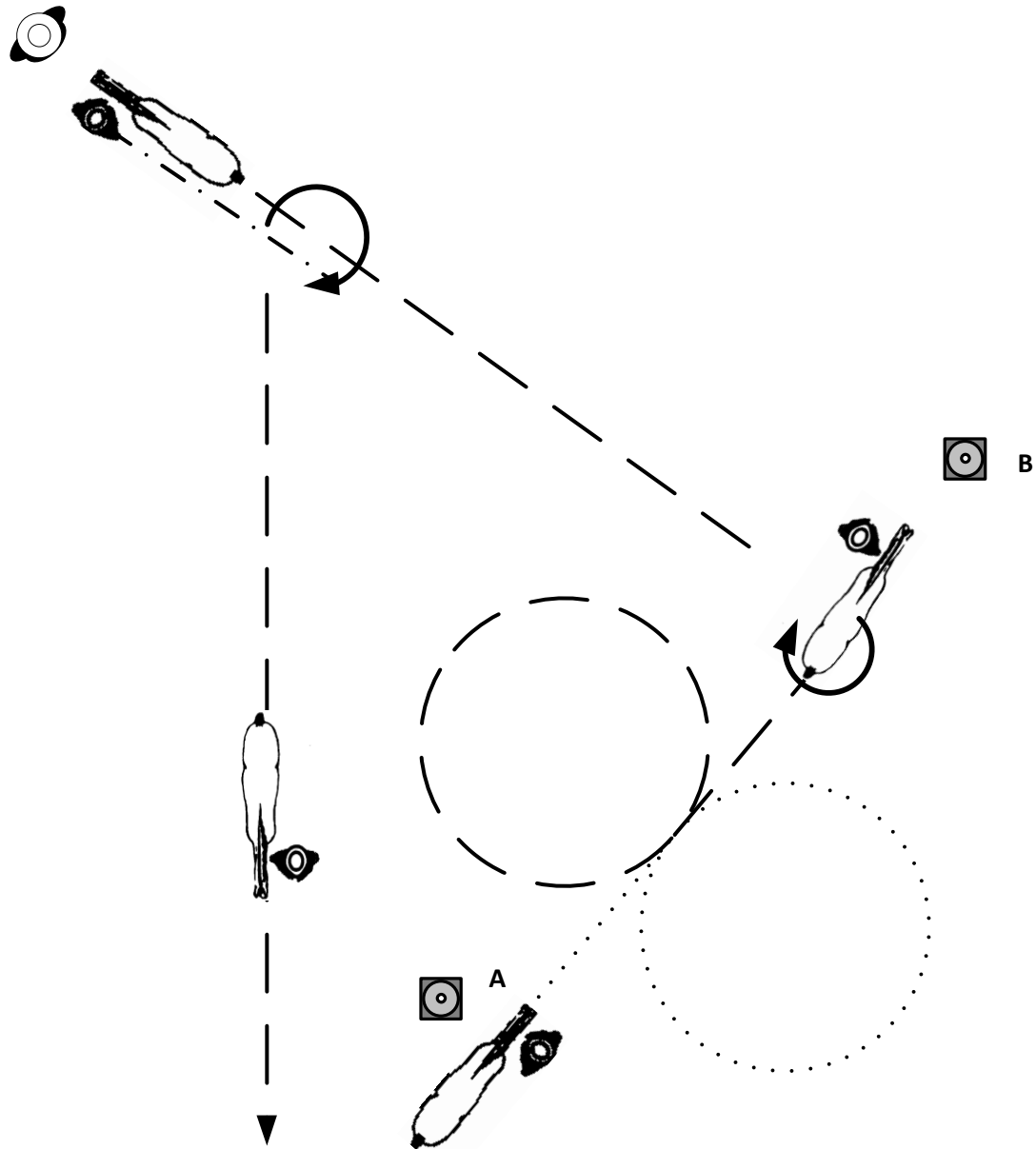
LK3A/B: Aus „2018 Ranch Riding LK3“ #1

LK4A/B: Aus „2018 Ranch Riding LK4-5“ #3

LK5A: Aus „2018 Ranch Riding LK4-5“ #5

Mannschaften: Aus „2018 Ranch Riding LK3“ #2

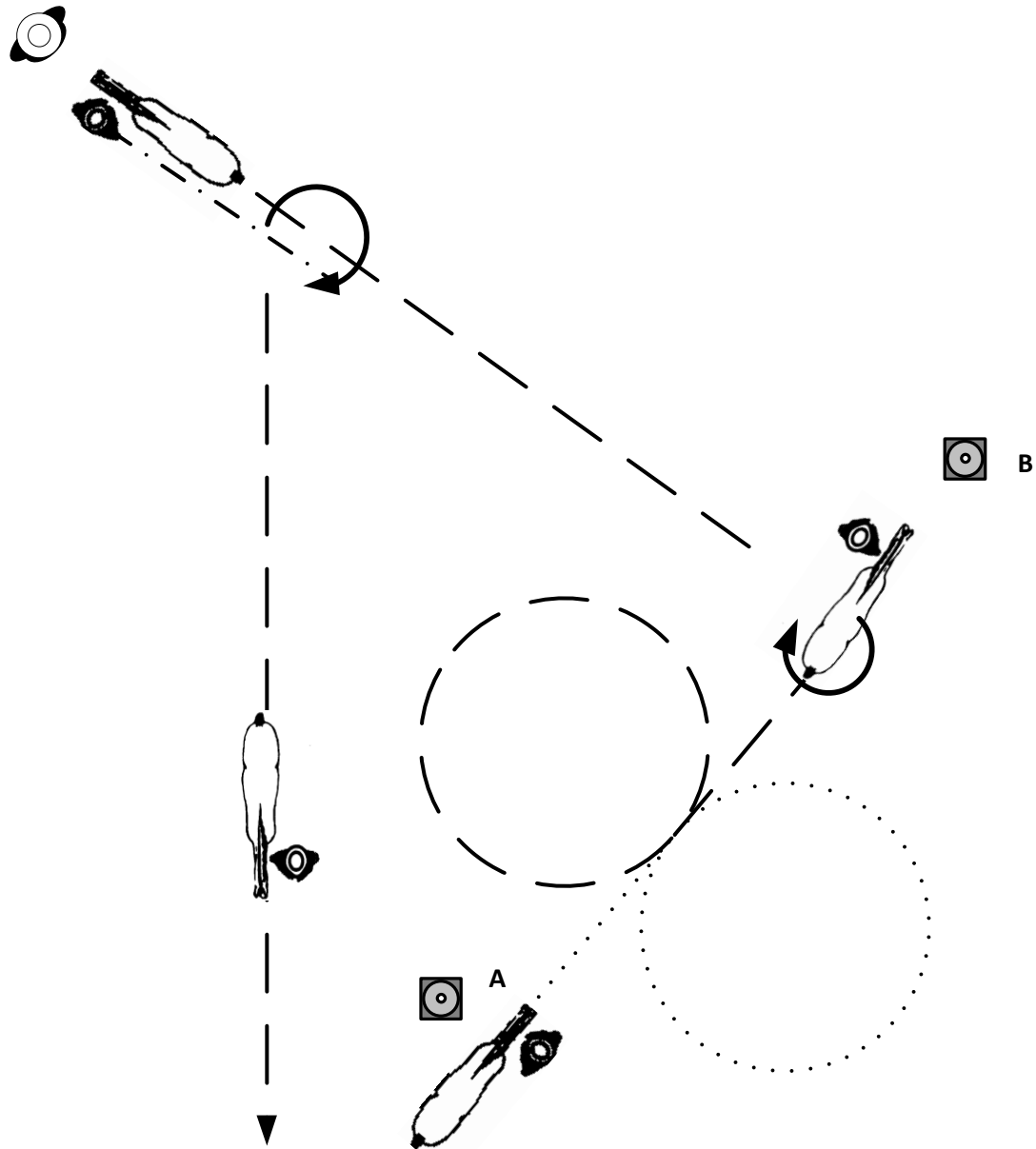
SHOWMANSHIP AT HALTER – LK 1A/B



1. Be ready at A, Walk towards B, circle right
2. Transition to Jog, circle left in Jog, Jog to B
3. Stop at B, Turn $1\frac{1}{4}$ (630°) to the right
4. Jog straight line to Judge
5. Stop at the Judge, setup for inspection
6. Backup one horse length
7. turn to the right, Jog to warm-up area

.....	Walk
— — —	Jog
- - - - -	Ext Jog
—————	Lope
- · - · -	Backup
⋈ ⋈ ⋈	Sidepass

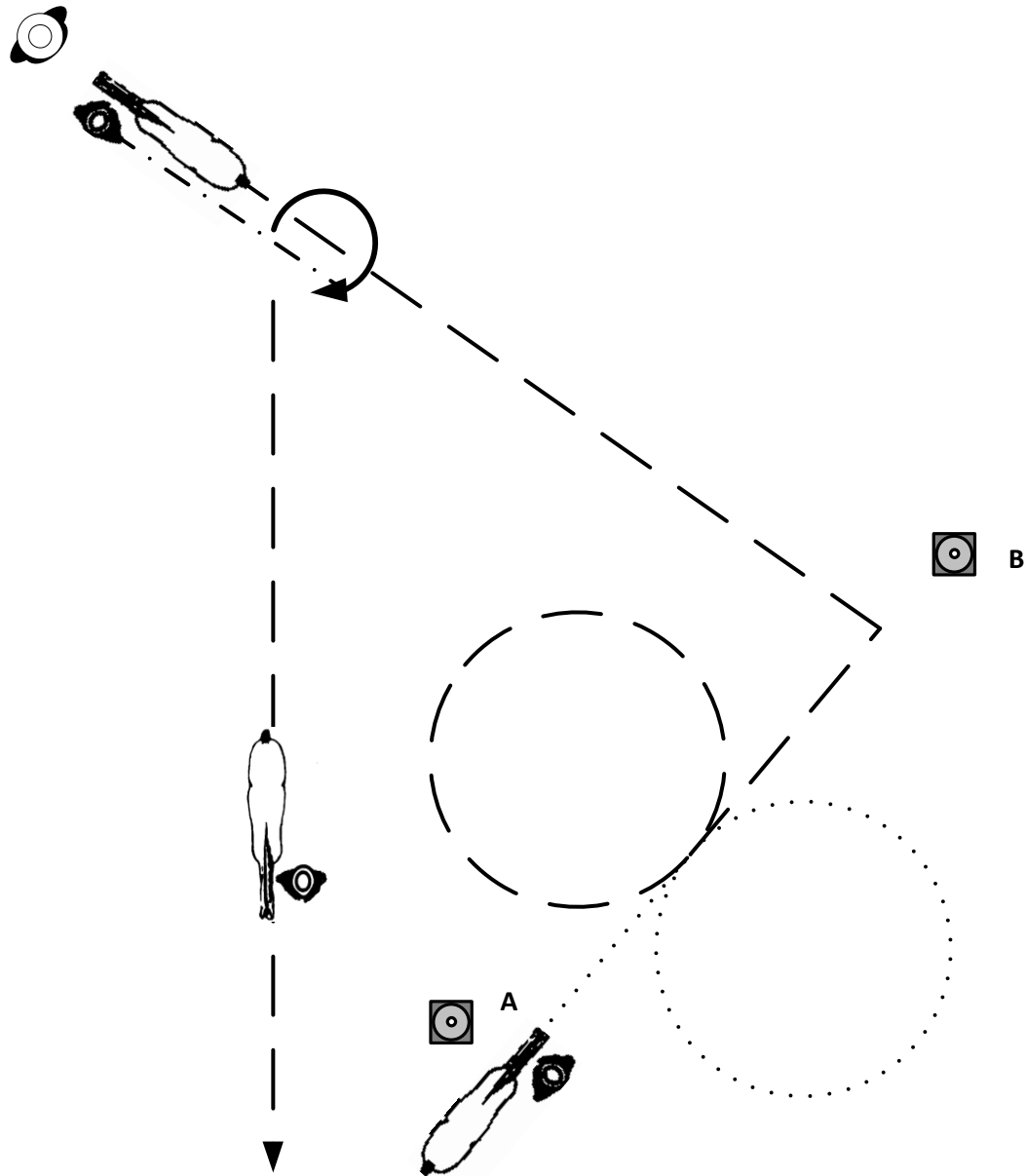
SHOWMANSHIP AT HALTER – LK 2A/B



1. Be ready at A, Walk towards B, circle right
2. Transition to Jog, circle left in Jog, Jog to B
3. Stop at B, Turn $\frac{3}{4}$ (270°) to the right
4. Jog straight line to Judge
5. Stop at the Judge, setup for inspection
6. Backup one horse length
7. turn to the right, Jog to warm-up area

.....	Walk
— — —	Jog
- - - - -	Ext Jog
—————	Lope
- · - · - ·	Backup
⋈	Sidepass

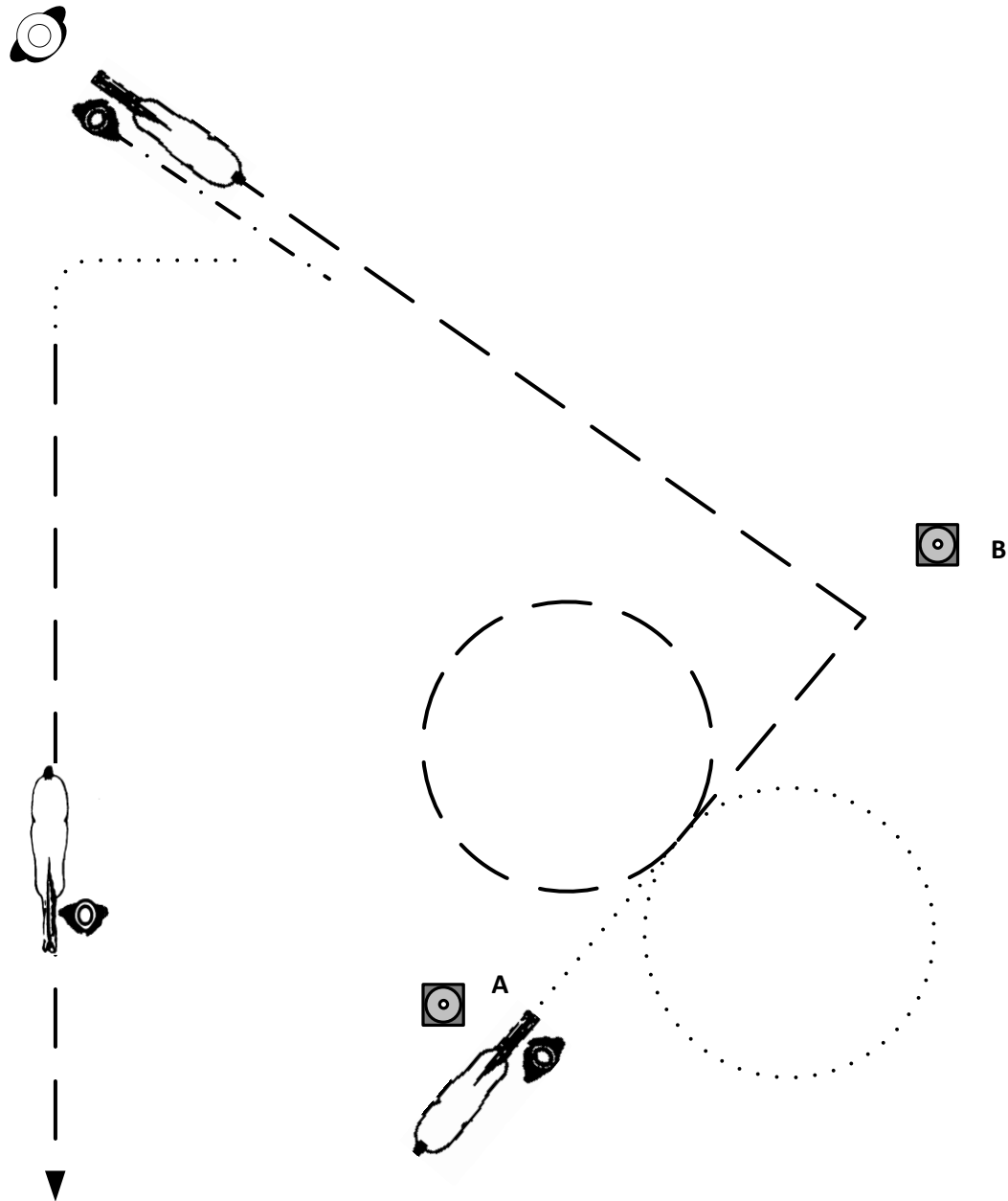
SHOWMANSHIP AT HALTER – LK 3A/B



1. Be ready at A, Walk towards B, circle right
2. Transition to Jog, circle left in Jog, Jog to B
3. At B Jog Corner left, Jog straight line to Judge
4. Stop at the Judge, setup for inspection
5. Backup one horse length
6. turn to the right, Jog to warm-up area

.....	Walk
— — —	Jog
- . - . -	Ext Jog
—————	Lope
- . - . -	Backup
⋈	Sidepass

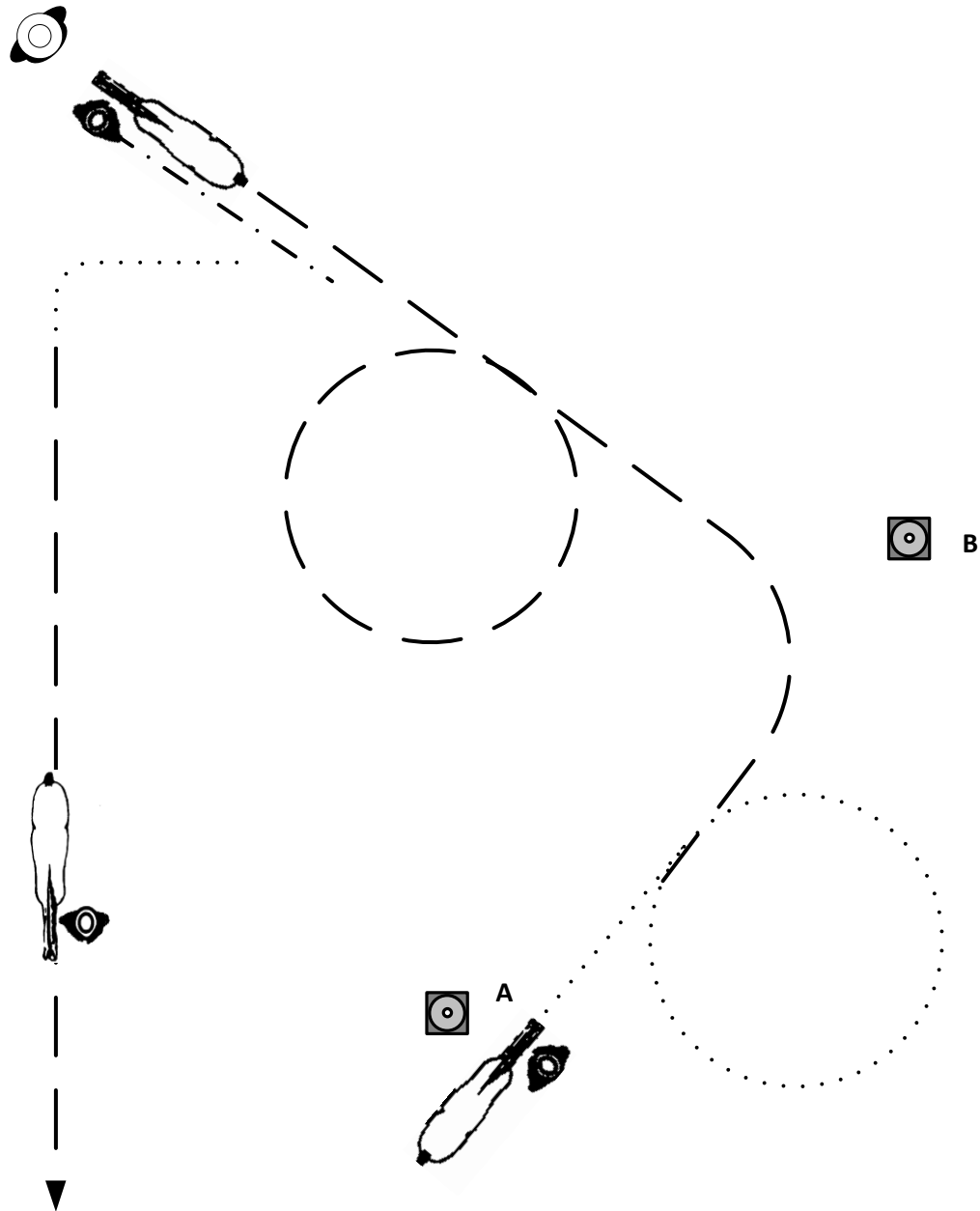
SHOWMANSHIP AT HALTER – LK 4A/B



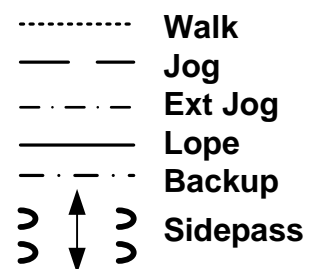
1. Bereithalten bei A, in walk richtung B, Zirkel nach rechts
2. Übergang in Jog, Zirkel nach links, Jog zu B
3. Bei B Jog um die Ecke, Jog gerade Linie zu Richter
4. Stop beim Richter, setup for inspection
5. Backup eine Pferdelänge
6. Erst Walk, dann Jog zu warm-up area

.....	Walk
— — —	Jog
- . - . -	Ext Jog
————	Lope
- . . - .	Backup
⋈ ⋈ ⋈	Sidepass

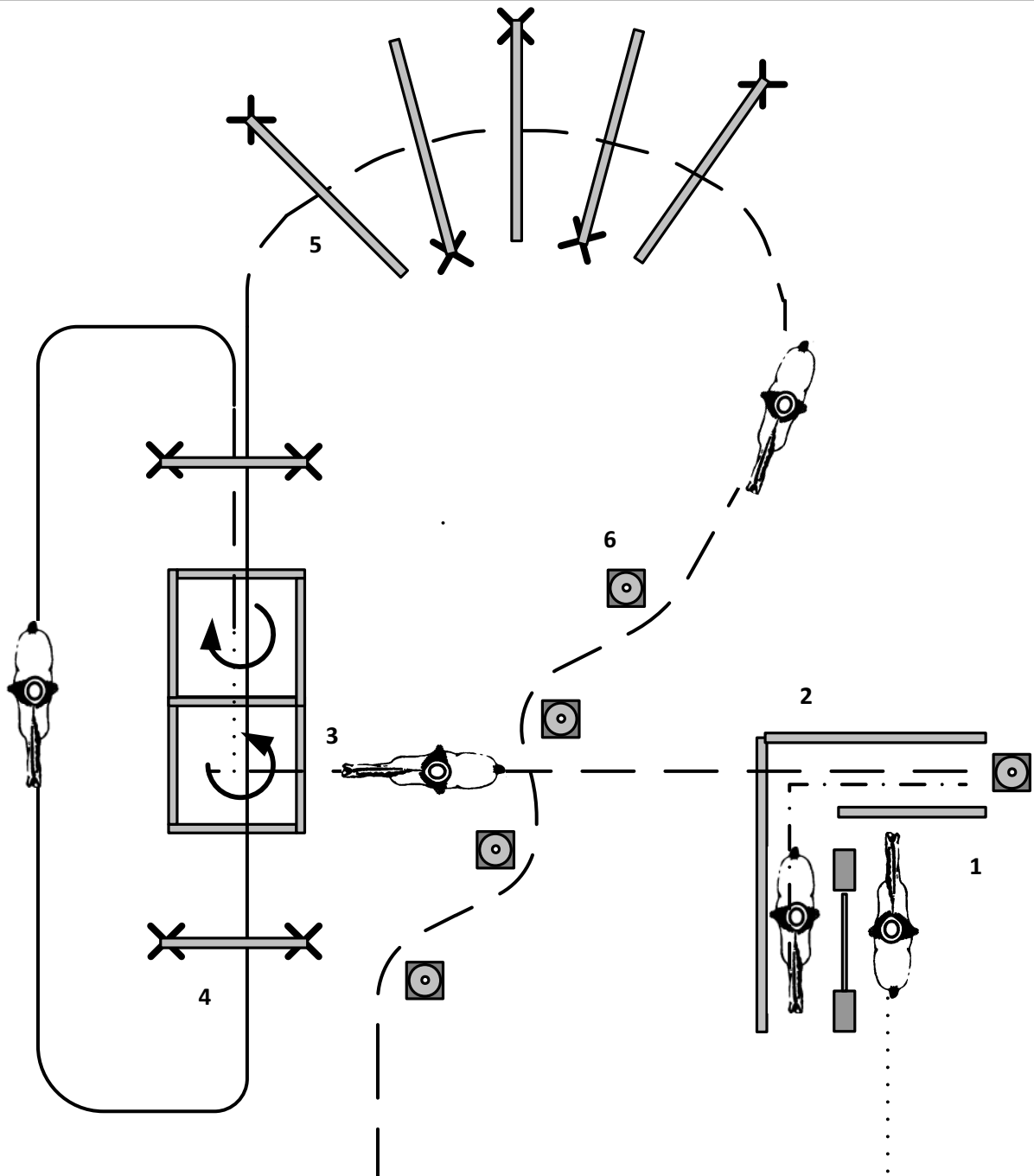
SHOWMANSHIP AT HALTER – LK 5A/B



1. Bereithalten bei A, in walk richtung B, Zirkel nach rechts
2. Übergang in Jog, Abbiegen richtung Richter
3. Jog Zirkel links, Jog gerade Linie zu Richter
4. Stop beim Richter, setup for inspection
5. Backup eine Pferdelänge
6. Erst Walk, dann Jog zu warm-up area



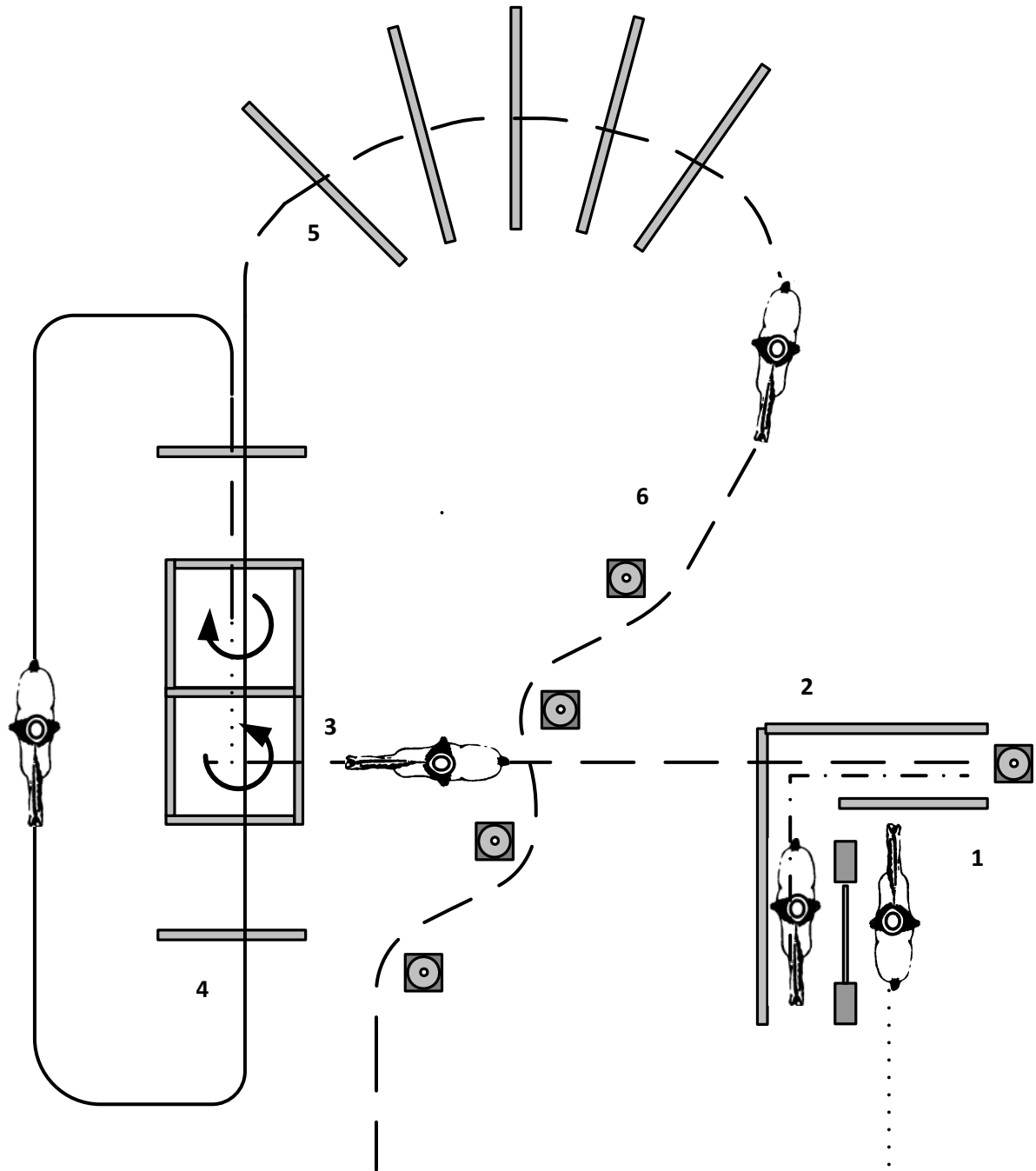
TRAIL – LK1A/B



1. Walk to Gate, work Gate left hand
2. Backup figure "L", Jog out
3. Jog in box, turn left 270° (¾), walk in other box, turn right 360° (1/1), jog out, jog over
4. Lope over
5. Jog over
6. Jog slalom

- Walk
- Jog
- - - - - Extended Jog
- Lope
- - - - - Backup
- ↻ ↑ ↻ Sidepass

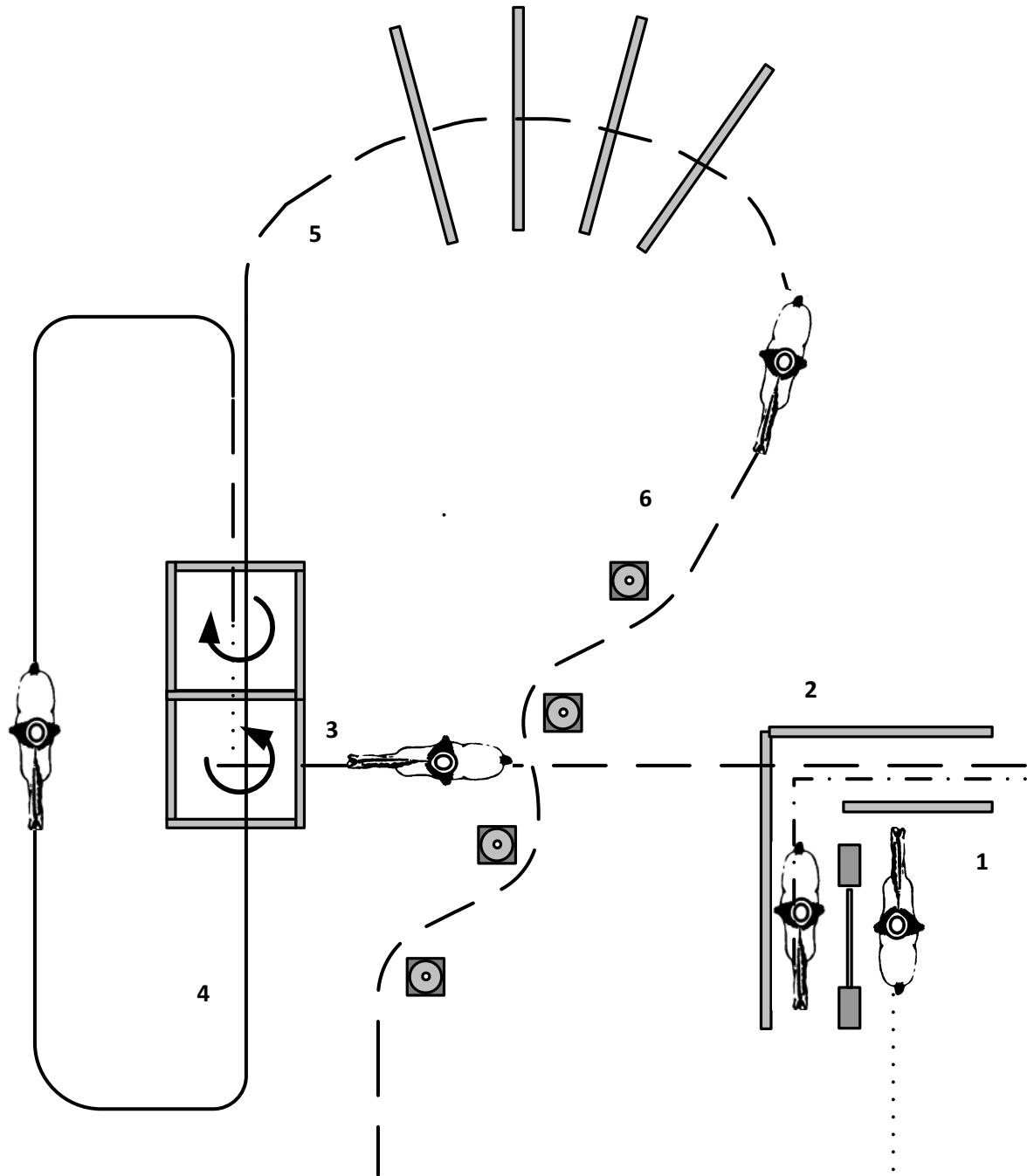
TRAIL – LK2A/B



1. Walk to Gate, work Gate left hand
2. Backup figure "L", Jog out
3. Jog in box, turn left 270° ($\frac{3}{4}$), walk in other box, turn right 360° (1/1), jog out, jog over
4. Lope over
5. Jog over
6. Jog slalom

- Walk
- Jog
- - - - - Extended Jog
- Lope
- · - · - Backup
- ↻ ↑ ↻ Sidepass

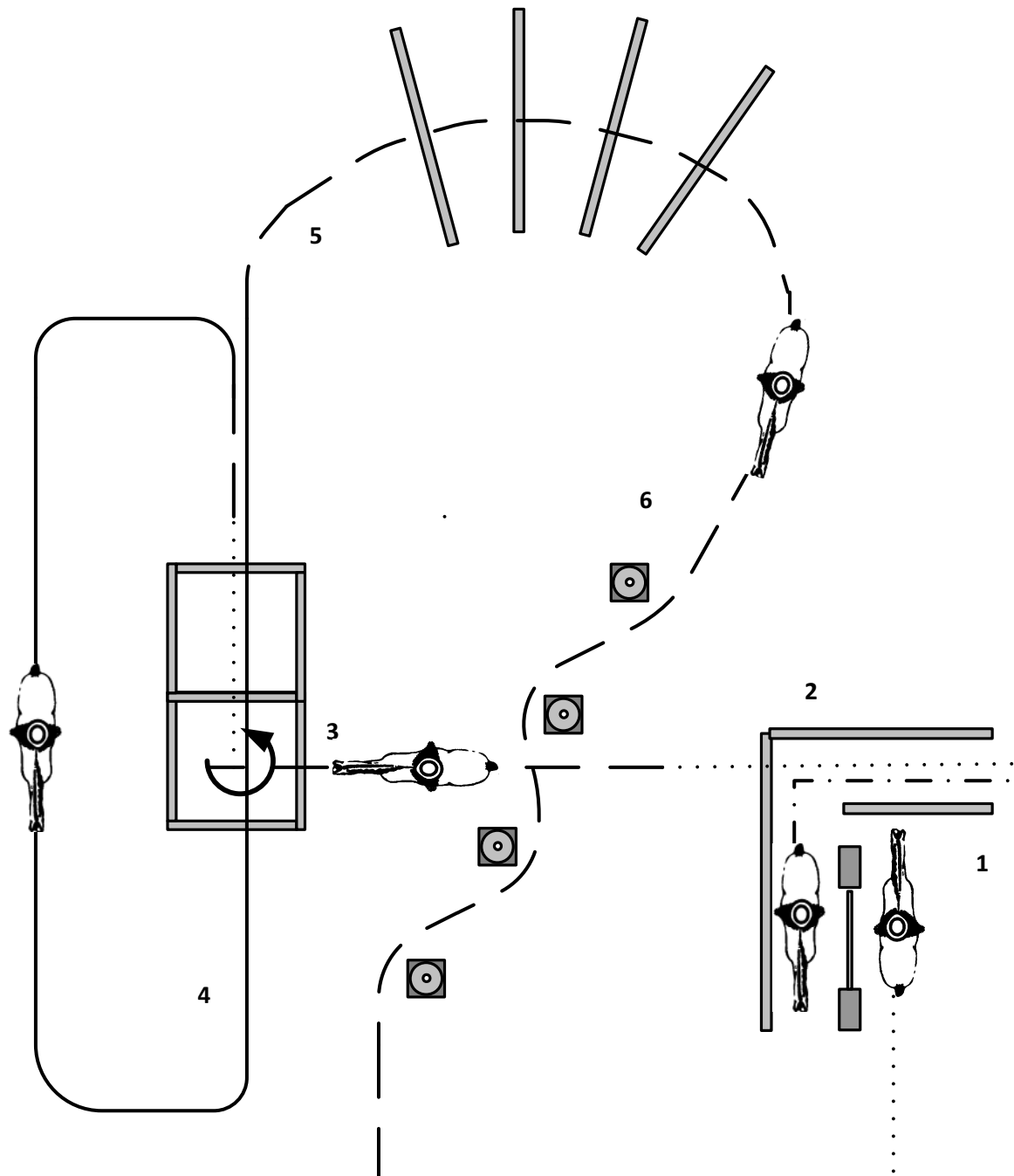
TRAIL – LK3A/B



1. Walk to Gate, work Gate left hand
2. Backup figure "L", Jog out
3. Jog in box, turn left 270° (¾), walk in other box, turn right 360° (1/1), jog out
4. Lope over
5. Jog over
6. Jog slalom

- Walk
- — — Jog
- - - - - Extended Jog
- Lope
- · - · - Backup
- ⤵ ⤴ ⤵ Sidepass

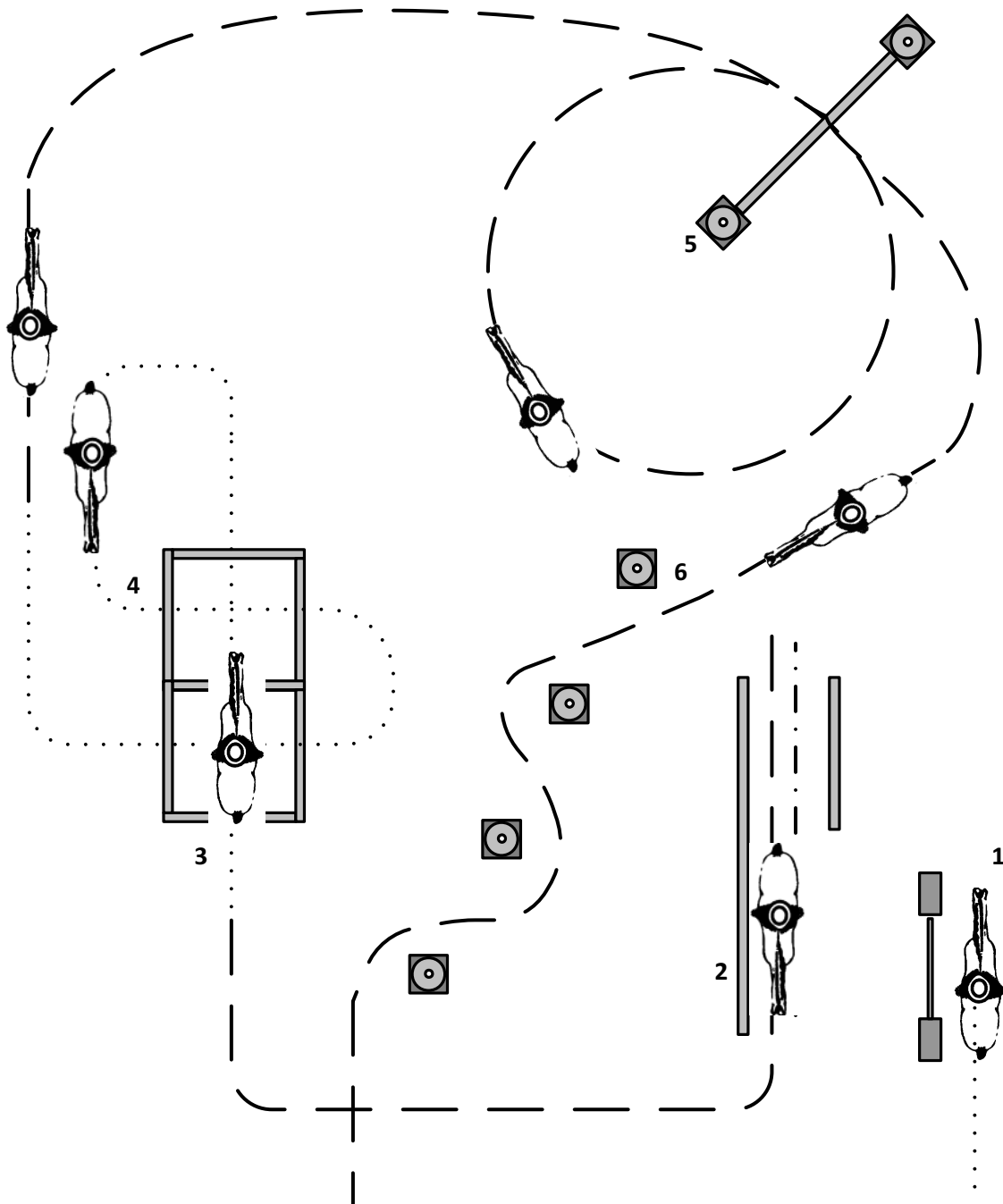
TRAIL – LK4A/B, Green Horse



1. Walk zu Tor, Tor mit Linken Hand bearbeiten
2. Backup zwischen Stänge, Walk aus
3. Jog in box, turn rechts 270° (¾), walk over, Übergang Jog
4. Lope over
5. Jog over
6. Jog slalom

- Walk
- — — — — Jog
- - - - - Extended Jog
- Lope
- - - - - Backup
- ↻ ↑ ↻ Sidepass

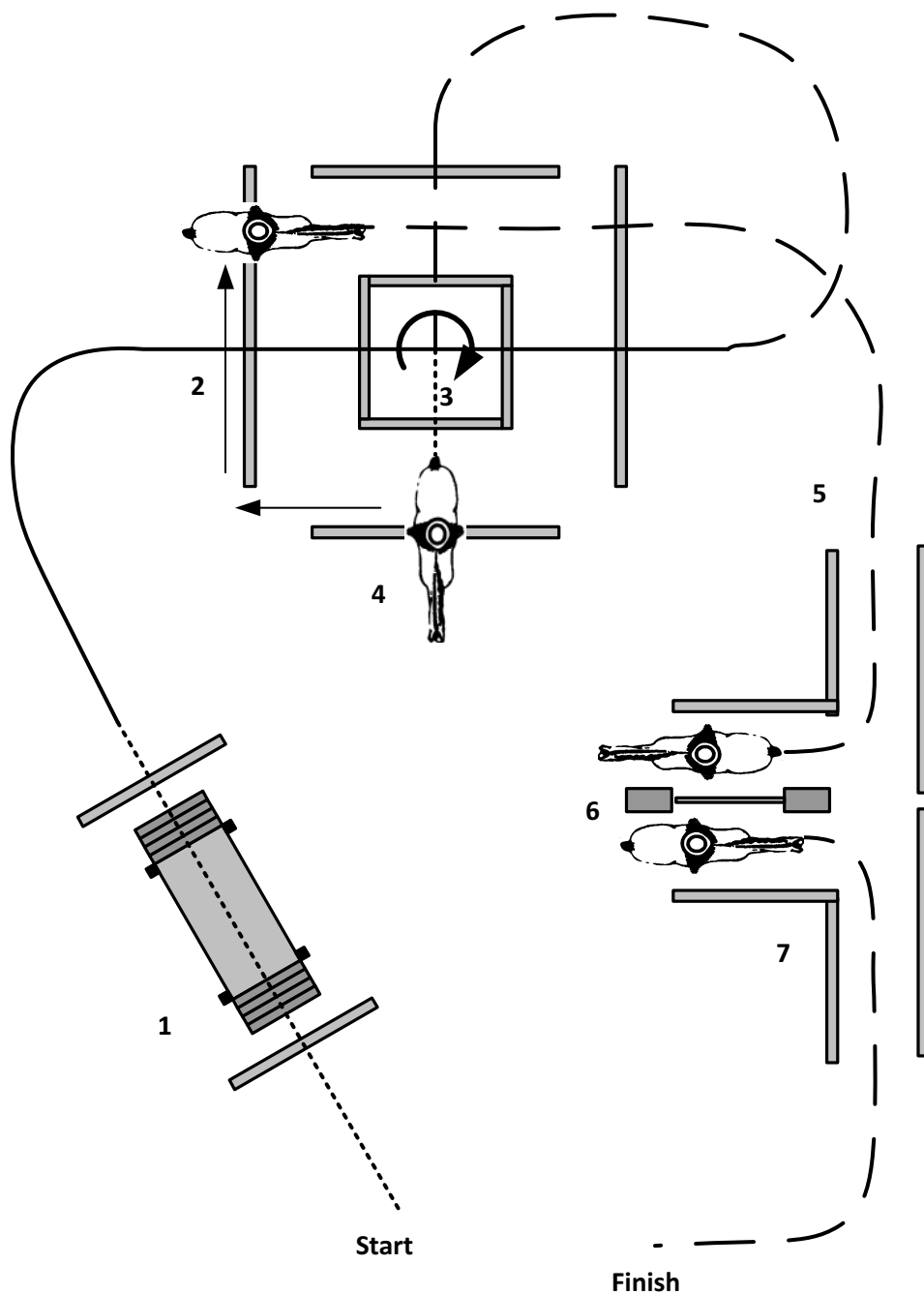
TRAIL – WALK/TROT



1. Walk zu Tor, Tor mit Linken Hand bearbeiten
2. Backup zwischen Stänge, Jog aus
3. Walk in erste Box, stop und pause 5 sec, walk in zweite Box, walk out
4. Walk over
5. Jog over, jog Zirkel rechts
6. Jog slalom

- Walk
- Jog
- - - - - Extended Jog
- Lope
- - - - Backup
- ⇄ ⇄ ⇄ Sidepass

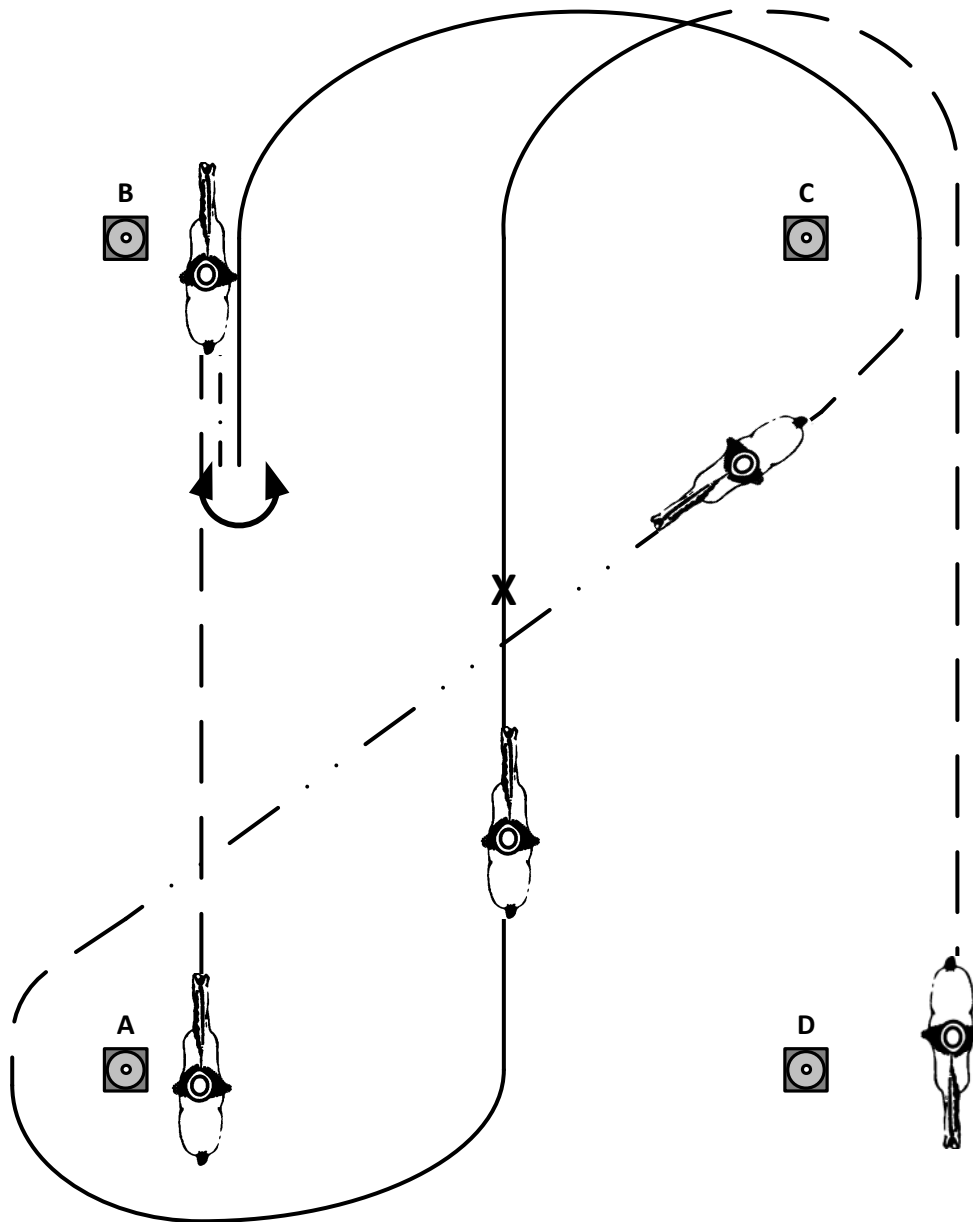
TRAIL - MANNSCHAFTEN



1. Walk over, bridge
2. Lope over
3. Jog over, jog in box, turn 360° right, walk out
4. Sidepass right, sidepass left, jog out, jog over
5. Jog in
6. Rope-gate
7. Jog out

- Walk
- — Jog
- - - - Extended Jog
- Lope
- - - Backup
- ⋈ ⋈ Sidepass

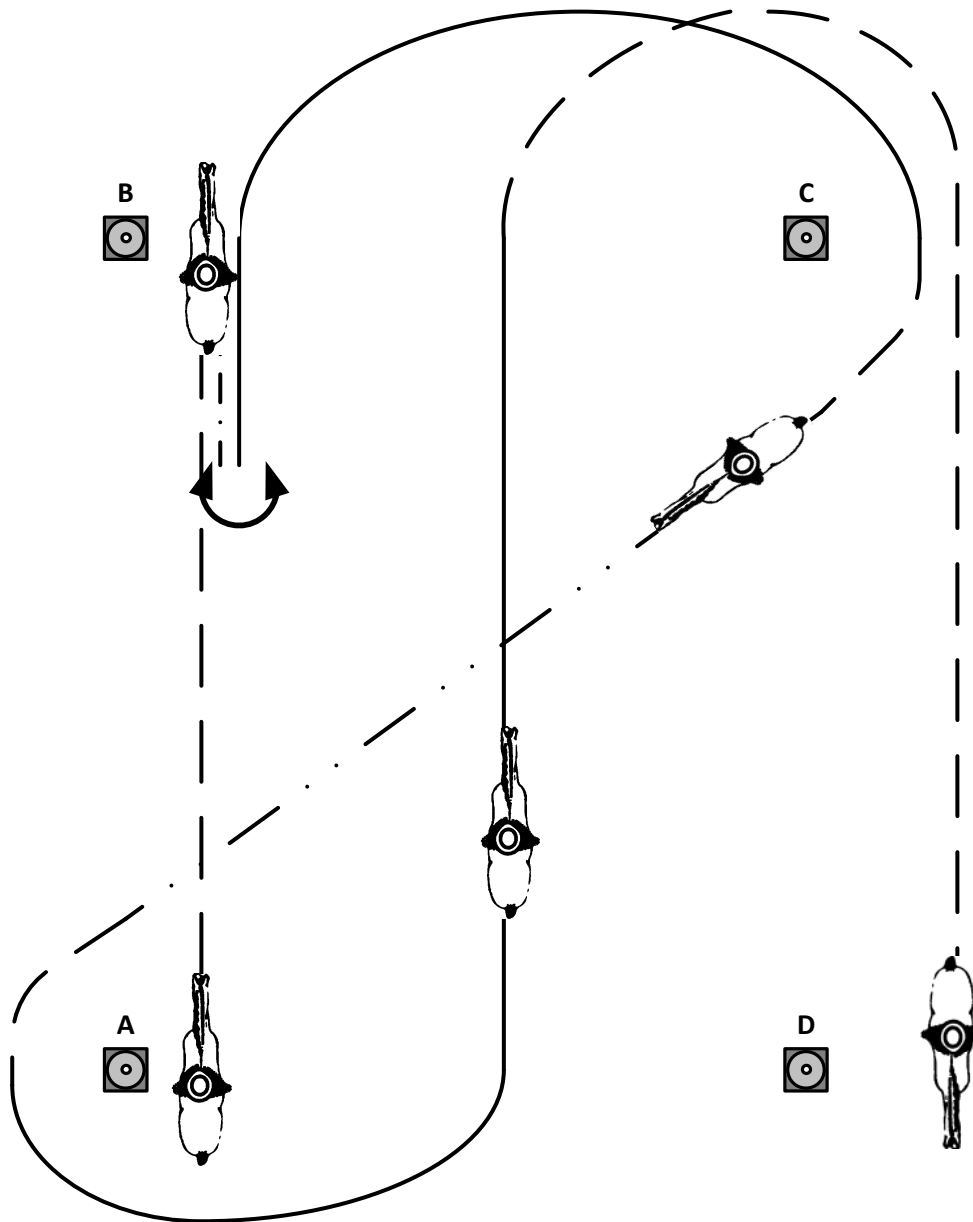
WESTERN HORSEMANSHIP – LK2A/B



1. Jog from A to B
2. Stop, backup one horselengt, turn 360° either way
3. Lope right lead around C
4. Extended Jog to A
5. Lope left lead around A, flying or simple leadchange at X, lope right lead
6. Jog, stop at D

- Walk
- — — Jog
- . - . - . Extended Jog
- Lope
- . - . - . Backup
- ↻ ↑ ↻ Sidepass

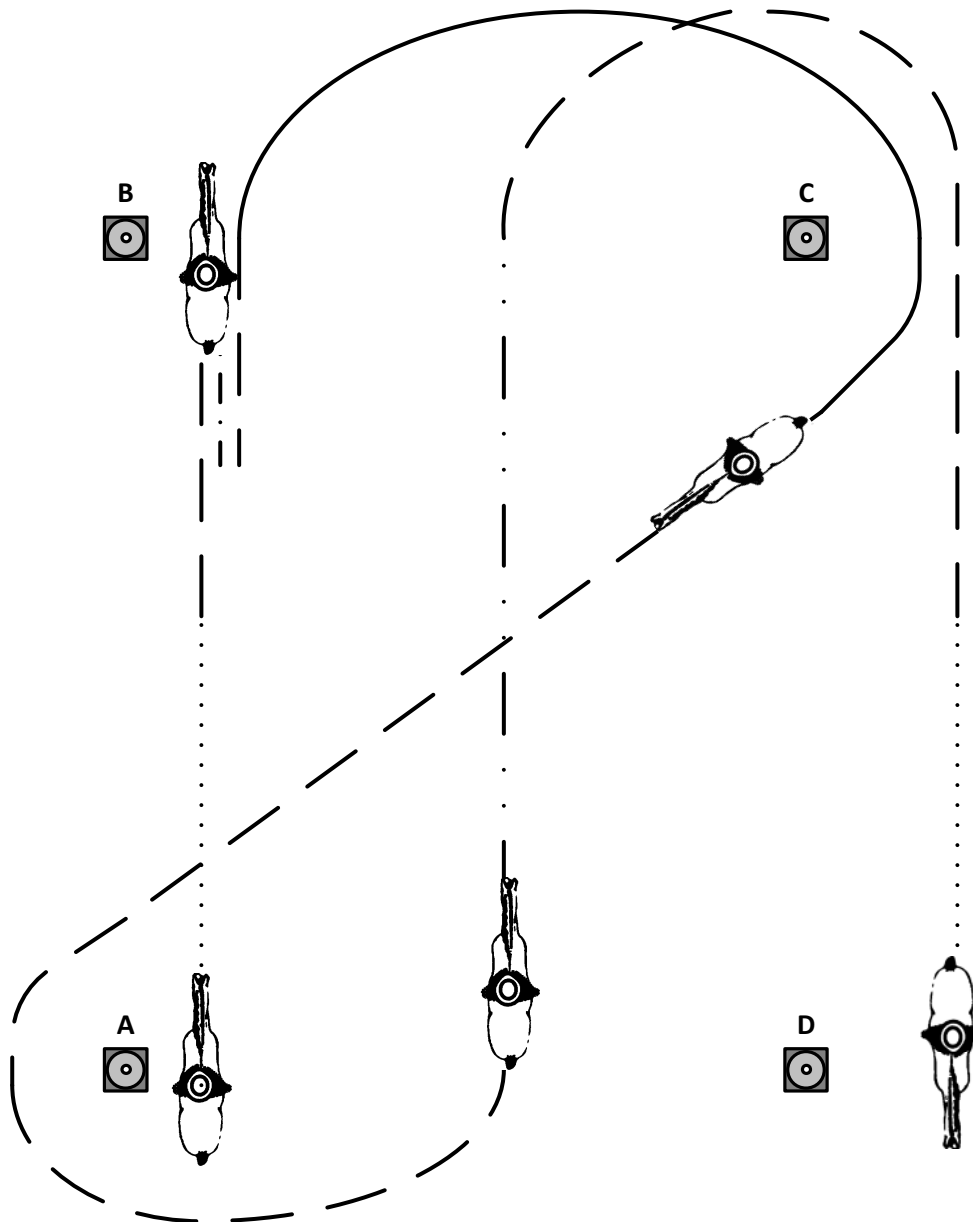
WESTERN HORSEMANSHIP – LK3A/B



1. Jog from A to B
2. Stop, backup one horselengt, turn 360° either way
3. Lope right lead around C
4. Extended Jog to A
5. Lope left lead around A
6. Jog, stop at D

.....	Walk
— — —	Jog
- · - · - ·	Extended Jog
————	Lope
- · - · - ·	Backup
↻ ↑ ↻	Sidepass

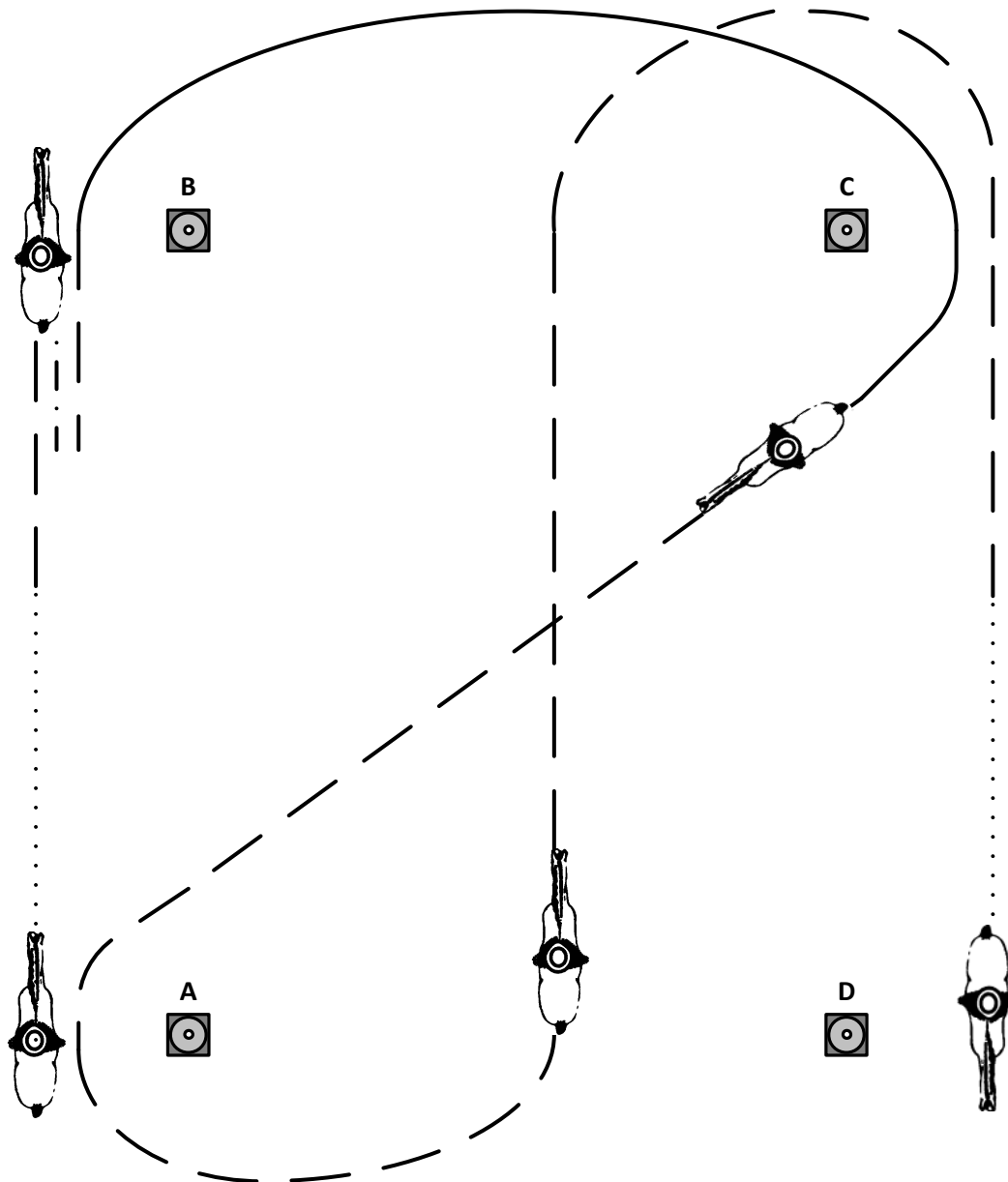
W. HORSEMANSHIP – LK4A/B, Green Horse Basis



1. Bei A Walk, Halberwege richtung B Jog
2. Bei B Stop und Backup eine Pferdelänge
3. Übergang (darf über walk/jog) Lope right lead um C
4. Übergang Jog, jog um A
5. Auf der Mittellinie Extended Jog
6. Normalen Jog um C, Halberwege richtung D Walk, bei D stop

.....	Walk
————	Jog
- · - · - ·	Extended Jog
-----	Lope
- - - - -	Backup
↻ ↑ ↻	Sidepass

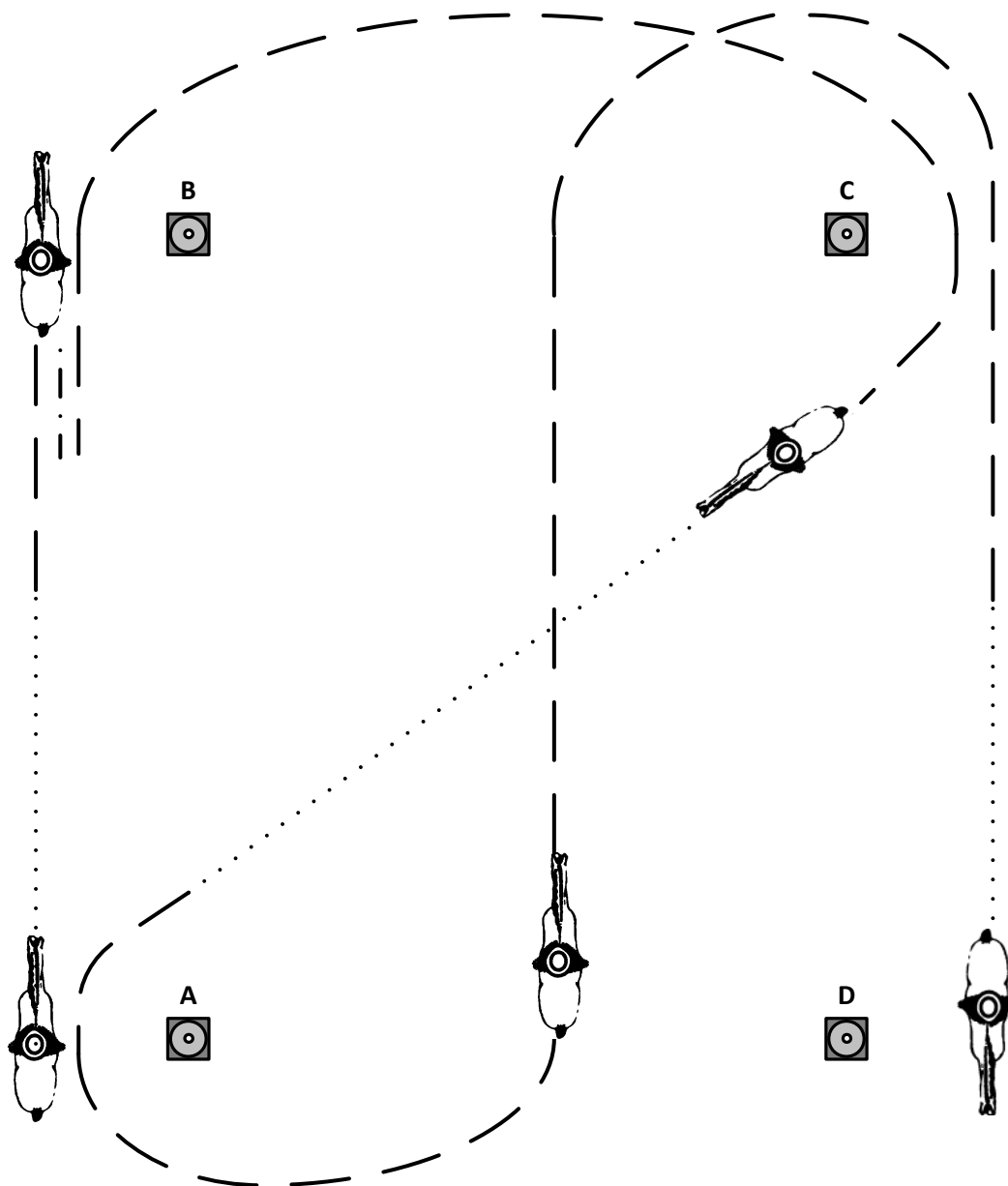
WESTERN HORSEMANSHIP – LK5A/B



1. Bei A Walk, Halberwege richtung B Jog
2. Bei B Stop und Backup eine Pferdelänge
3. Übergang (darf über walk/jog) Lope right lead um C
4. Übergang Jog, jog um A
5. Auf der Mittellinie Jog
6. Jog um C, Halberwege richtung D Walk, bei D stop

.....	Walk
— — —	Jog
- · - · - ·	Extended Jog
—————	Lope
- · - · - ·	Backup
↻ ↑ ↻	Sidepass

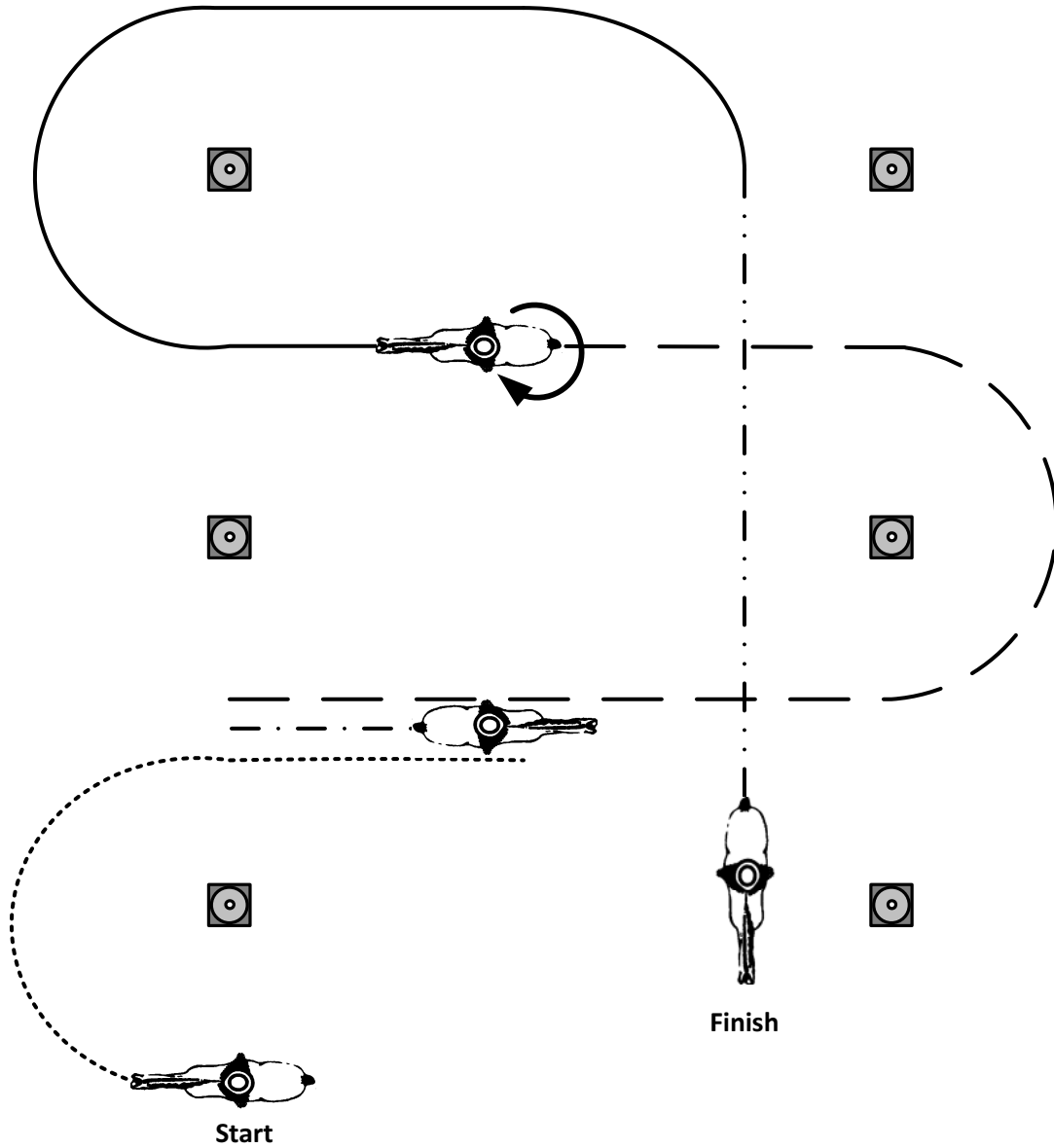
WESTERN HORSEMANSHIP – WALK/TROT



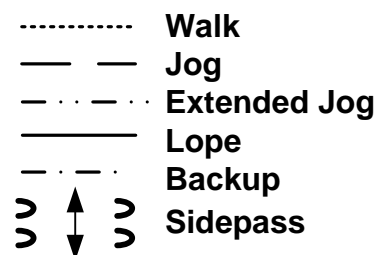
1. Bei A Walk, Halberwege richtung B Jog
2. Bei B Stop und Backup eine Pferdelänge
3. Übergang (darf über walk) Jog, Jog um C
4. Übergang Walk, übergang Jog, Jog um A
5. Auf der Mittellinie gerade Linie Jog
6. Jog um C, Halberwege richtung D Walk, bei D stop

- Walk
- Jog
- - - - - Extended Jog
- Lope
- · - · - Backup
- ↻ ↑ ↻ Sidepass

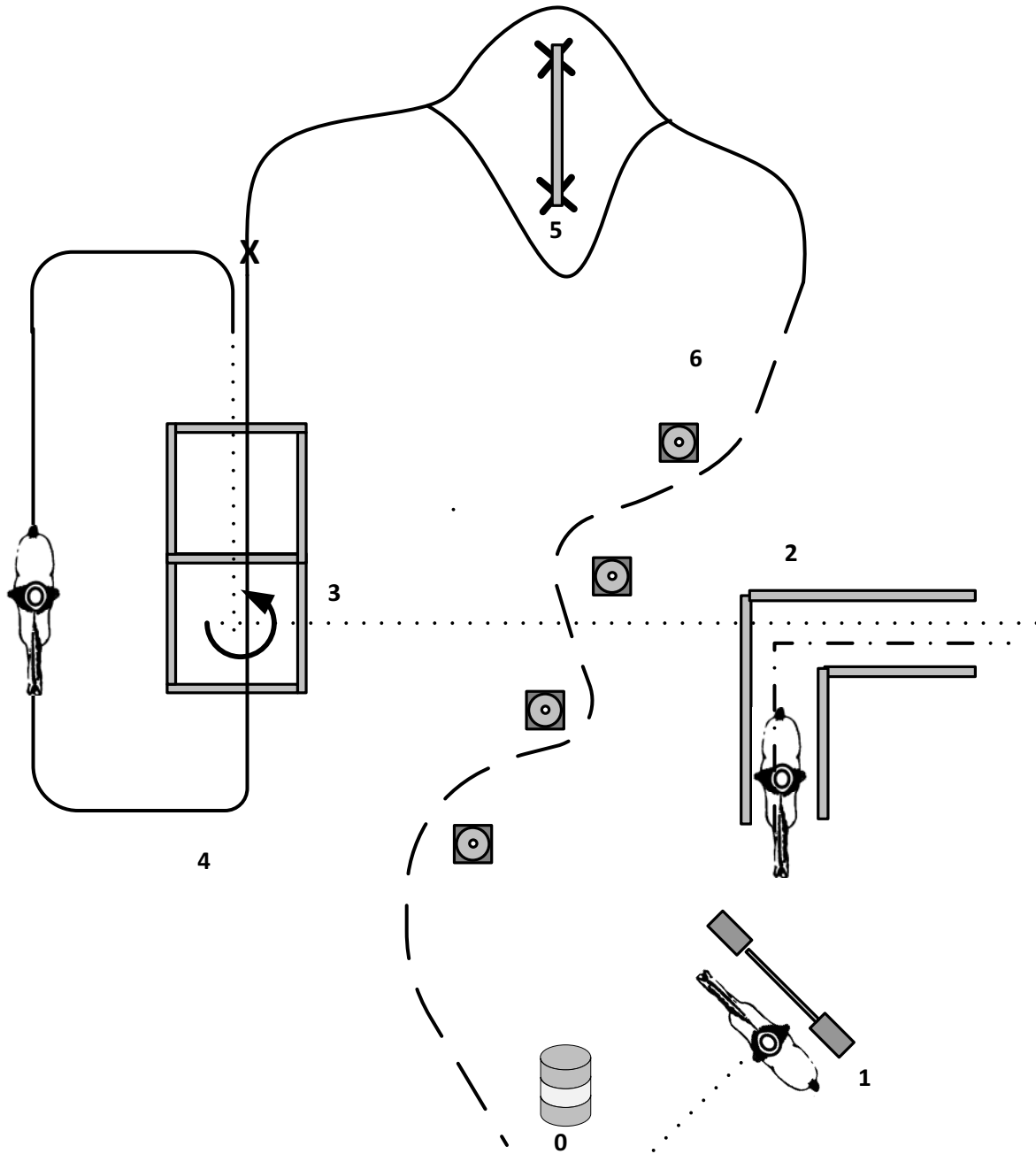
HORSEMANSHIP - MANNSCHAFTEN



1. Walk
2. Stop, backup one horselength
3. Jog
4. Stop, turn 360° right
5. Lope right lead
6. Extended jog
7. Stop and pause



HORSE AND DOG TRAIL – LK1/2

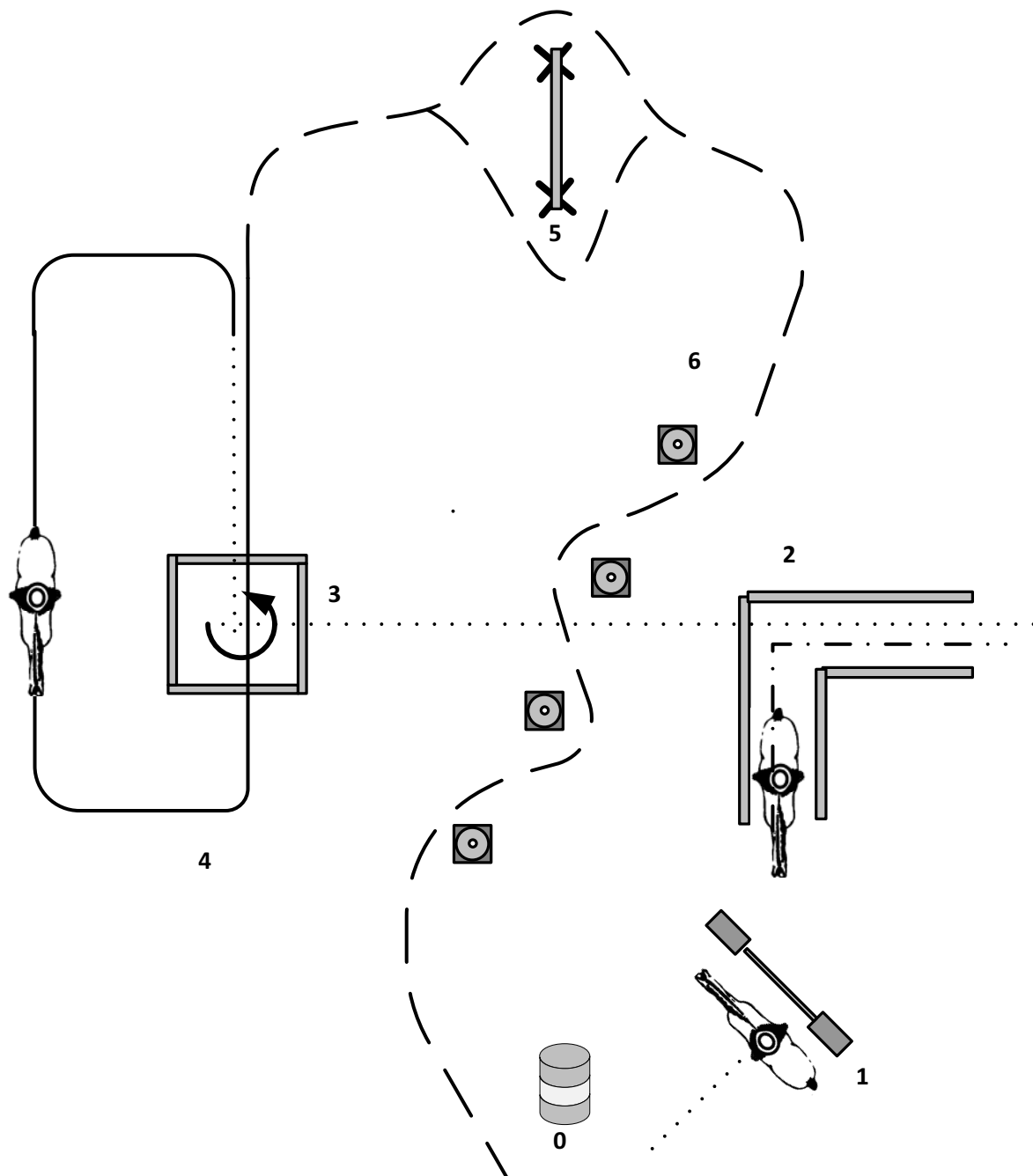


0. Ableinen

1. Walk to Gate, Hund abliegen, work Gate, Hund am Fuß
2. Hund abliegen, Backup figure "L", walk out, Hund am Fuß
3. Hund abliegen, walk in box, turn left 270° (¾), walk through other box, Hund am Fuß
4. Lope over
5. Leadchange at X (flying or simple), Jump for Dog only (horse in Lope, right lead)
6. Jog slalom
0. Anleinen

.....	Walk
— — —	Jog
- - - - -	Extended Jog
—————	Lope
- - - - -	Backup
⋈ ⋈ ⋈	Sidepass

HORSE AND DOG TRAIL – LK3-5



0. Ableinen

1. Walk to Gate, Hund abliegen, work Gate, Hund am Fuß

2. Hund abliegen, Backup figure "L", walk out, Hund am Fuß

3. Hund abliegen, walk in box, turn left 270° (¾), walk out, Hund am Fuß

4. Lope over

5. Jump for Dog only

6. Jog slalom

0. Anleinen

..... Walk

——— Jog

- - - - - Extended Jog

———— Lope

- - - - - Backup

⋈ Sidepass

